

Frequently Asked Questions about Smooth, Indoor Wall Applications

Quick Links

[3M Graphics Warranties](#)

[Technical Information Selector](#)

[Safety Data Sheets \(SDS\)](#)

[Videos](#)

Some of these links lead to web-based resources that are not product-specific.

About the Warranty

1. Does 3M warrant wall applications?

Yes. Finished graphics that are produced and applied to smooth, indoor walls according to 3M Product and Instruction Bulletins using the recommended films and overlaminates are eligible for the 3M™ MCS™ Warranty.

2. What 3M films are recommended for smooth, indoor wall wraps and are eligible for the 3M™ MCS™ Warranty?

- [3M™ Print Wrap Film IJ180mC](#)
- [3M™ Envision™ Print Wrap Film LX480mC/SV480mC](#)

3. Do I have to use an overlaminate in order for my finished graphic to be eligible for the 3M™ MCS™ Warranty for a Smooth, Indoor Wall Application?

Yes. Currently, 3M™ Scotchcal™ Matte Overlamine 8520, 3M™ Envision™ Luster Wrap Overlamine 8549L, 3M™ Décor Overlamine 8600 Series, and 3M™ Scotchcal™ Ultra-Matte Overlamine 8915 are eligible for the 3M™ MCS™ Warranty for a smooth, indoor wall application.

3. Where do I find my warranty period for my finished graphic?

Your warranty period for your finished graphic that is applied to a smooth, indoor wall can be found in the 3M Film Product Bulletins at www.3M.com/TechInfo.

4. What do I need to do in order for my finished graphic to be eligible for the 3M™ MCS™ Warranty?

- Finished graphics need to be created and applied according to guidelines found in 3M Product and Instruction Bulletins.
- The 3M™ Enhanced Adhesion Cleaning Method needs to be used in order to prepare the smooth, indoor wall for application correctly. See [3M Instruction Bulletin Clean](#) for complete details.
- The Adhesion Test needs to be used to determine if the initial adhesion capability is strong enough to prevent the finished graphic from failing. See [3M Instruction Bulletin 5.37](#) for complete details.
- Complete the Wall Application Checklist found in 3M Instruction Bulletin 5.37 or in your graphic film's 3M Product Bulletin at www.3M.com/WallWraps.

5. Are there any limitations for wall applications warranted by the 3M™ MCS™ Warranty?

Labor, damage to walls, and removability of finished graphics applied to smooth, indoor walls are not covered by the 3M™ MCS™ Warranty.



6. What adhesion value is best for wall wraps?

The target adhesion value for smooth, indoor wall graphics is 1000g/15min. Determine your adhesion value by performing the Adhesion Test. See [3M Instruction Bulletin 5.37](#) for complete details.

a) What if my adhesion value is between 700-1000g/15min?

Perform the 3M™ Enhanced Adhesion Cleaning Method and test the adhesion value again. See [3M Instruction Bulletin Clean](#) for complete details.

b) What if my adhesion value is below 700g/15min?

Pick and apply a different paint or primer. See Question 9 below.

7. Are wall graphics applied to brick walls covered by the 3M™ MCS™ Warranty?





No, textured wall wraps are not covered by the 3M™ MCS™ Warranty. Only smooth, indoor wall wraps not exposed to direct sunlight are eligible for the 3M™ MCS™ Warranty.

8. Are there any other 3M films that can be used on wall wraps?

Yes, you can test and approved other 3M films using the Adhesion Test, but they are not eligible for the 3M™ MCS™ Warranty. Perform the Adhesion Test using the Adhesion Test Kit to determine what 3M film is the best option for your wall.

9. Are there are any paints that 3M recommends for the best adhesion?*

The following paints are best for adhesion:

Paints		Primers	
	Sherwin Williams Cashmere Interior Acrylic Latex DP-D17W00151		Zinsser Bulls Eye 1-2-3 Primer
	Sherwin Williams Pre-Catalyzed Water-based Epoxy DP-K45W00151 and DP-K46W00151		Zinsser Gardz Primer

* Follow the manufacturer's instructions for drying and curing times.

10. Are there any considerations for digitally printed graphics that could result in my wall wraps failing?

Inks must be dry before lamination. If they are not properly dried and laminated, the wall wrap will not adhere correctly to the wall. Follow 3M Product and Instruction Bulletins to ensure correct installation of wall graphics.

Commercial Solutions
3M Center
Building 220-12E-04
St. Paul, MN 55144-1000
Phone 1-800-328-3908
Web www.3M.com/Graphics

3M, Envision, MCS, and Scotchcal are trademarks of 3M. All other trademarks are the property of their respective owners.

